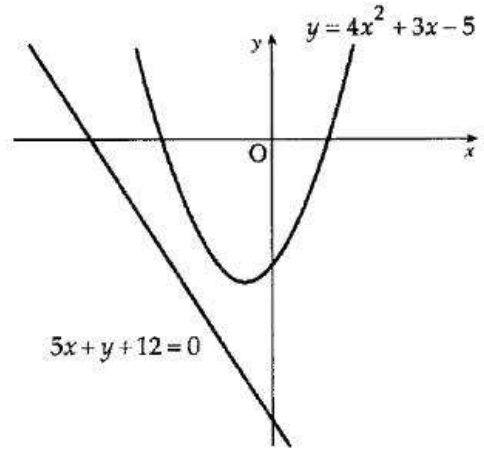


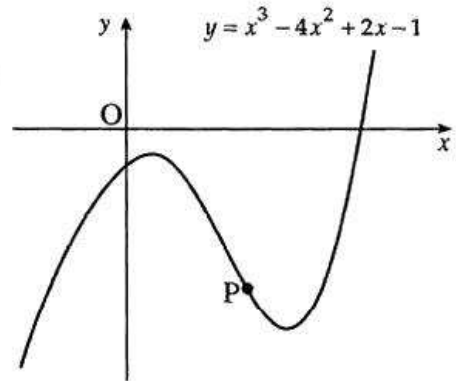
# differentiate tangents

- [SQA] 1. Find the coordinates of the point on the curve  $y = 2x^2 - 7x + 10$  where the tangent to the curve makes an angle of  $45^\circ$  with the positive direction of the  $x$ -axis. 4

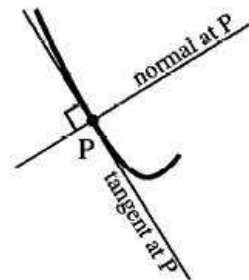
- [SQA] 2. The diagram below shows a parabola with equation  $y = 4x^2 + 3x - 5$  and a straight line with equation  $5x + y + 12 = 0$ .  
A tangent to the parabola is drawn parallel to the given straight line.  
Find the  $x$ -coordinate of the point of contact of this tangent. 5



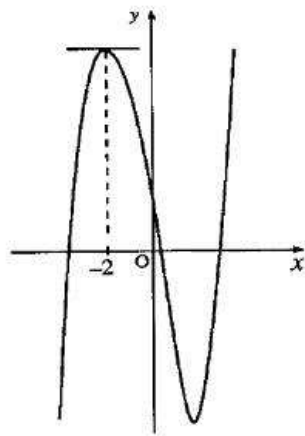
- [SQA] 3. (a) The diagram shows an incomplete sketch of the curve with equation  $y = x^3 - 4x^2 + 2x - 1$ .  
Find the equation of the tangent to the curve at the point P where  $x = 2$ . (5)



- (b) The normal to the curve at P is defined as the straight line through P which is perpendicular to the tangent to the curve at P.  
Find the angle which the normal at P makes with the positive direction of the  $x$ -axis. (2)



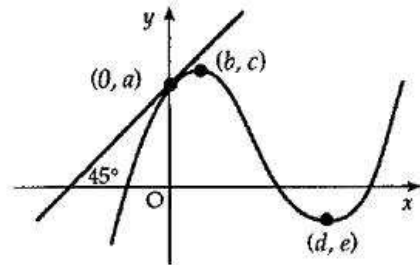
- [SQA] 4. The diagram shows a sketch of the curve  $y = x^3 + kx^2 - 8x + 3$ . The tangent to the curve at  $x = -2$  is parallel to the  $x$ -axis. Find the value of  $k$ .



4

- [SQA] 5. The diagram shows the graph of a cubic function with a maximum at  $(b, c)$  and a minimum at  $(d, e)$ . The tangent at  $(0, a)$  is inclined at  $45^\circ$  to the  $x$ -axis.

- (a) State the values of  $f'(b)$ ,  $f'(d)$  and  $f'(0)$ .  
 (b) Sketch the graph of the the derived function  $f'$ .

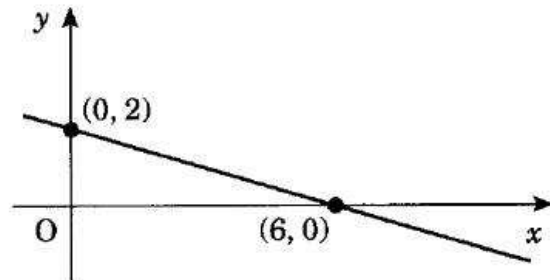


2  
2

- [SQA] 6. Find the  $x$ -coordinate of each of the points on the curve  $y = 2x^3 - 3x^2 - 12x + 20$  at which the tangent is parallel to the  $x$ -axis.

4

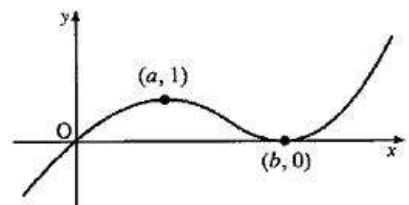
- [SQA] 7. The straight line shown in the diagram has equation  $y = f(x)$ . Determine  $f'(x)$ .



2

- [SQA] 8. A sketch of the graph of the cubic function  $f$  is shown. It passes through the origin, has a maximum turning point at  $(a, 1)$  and a minimum turning point at  $(b, 0)$ .

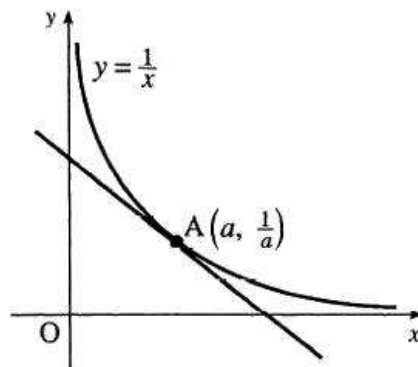
- (a) Make a copy of this diagram and on it sketch the graph of  $y = 2 - f(x)$ , indicating the coordinates of the turning points.  
 (b) On a separate diagram sketch the graph of  $y = f'(x)$ .  
 (c) The tangent to  $y = f(x)$  at the origin has equation  $y = \frac{1}{2}x$ . Use this information to write down the coordinates of a point on the graph of  $y = f'(x)$ .



3  
2

1

- [SQA] 9. (a) A sketch of part of the graph of  $y = \frac{1}{x}$  is shown in the diagram. The tangent at A  $(a, \frac{1}{a})$  has been drawn. Find the gradient of this tangent. (4)



- (b) Hence show that the equation of this tangent is  $x + a^2y = 2a$ . (2)

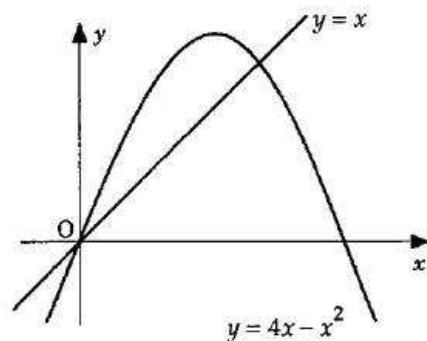
- (c) This tangent cuts the y-axis at B and the x-axis at C. (3)

(i) Calculate the area of triangle OBC (3)

(ii) Comment on your answer to c(i). (1)

- [SQA] 10. Calculate, to the nearest degree, the angle between the x-axis and the tangent to the curve with equation  $y = x^3 - 4x - 5$  at the point where  $x = 2$ . 4

- [SQA] 11. Find the gradient of the tangent to the parabola  $y = 4x - x^2$  at  $(0,0)$ . Hence calculate the size of the angle between the line  $y = x$  and this tangent. 6

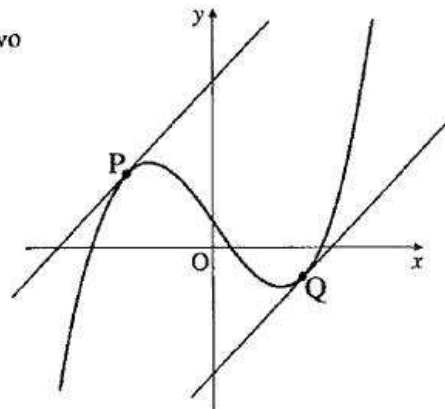


- [SQA] 12. The point  $P(-1,7)$  lies on the curve with equation  $y = 5x^2 + 2$ . Find the equation of the tangent to the curve at P. 4

- [SQA] 13. Find the equation of the tangent to the curve  $y = 4x^3 - 2$  at the point where  $x = -1$ . 4

- [SQA] 14. Find the equation of the tangent to the curve with equation  $y = 5x^3 - 6x^2$  at the point where  $x = 1$ . 4

- [SQA] 15. The diagram shows a sketch of the graph of  $y = x^3 - 9x + 4$  and two parallel tangents drawn at P and Q.

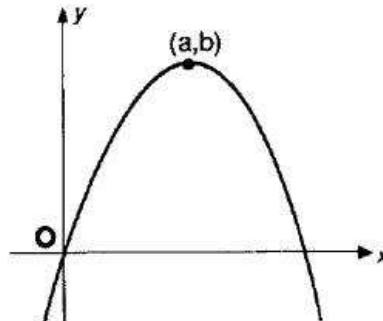


- (a) Find the equations of the tangents to the curve  $y = x^3 - 9x + 4$  which have gradient 3.
- (b) Show that the shortest distance between the tangents is  $\frac{16\sqrt{10}}{5}$ .

6

6

- [SQA] 16. The line with equation  $y = x$  is a tangent at the origin to the parabola with equation  $y = f(x)$ . The parabola has a maximum turning point at  $(a, b)$ . Sketch the graph of  $y = f''(x)$ .

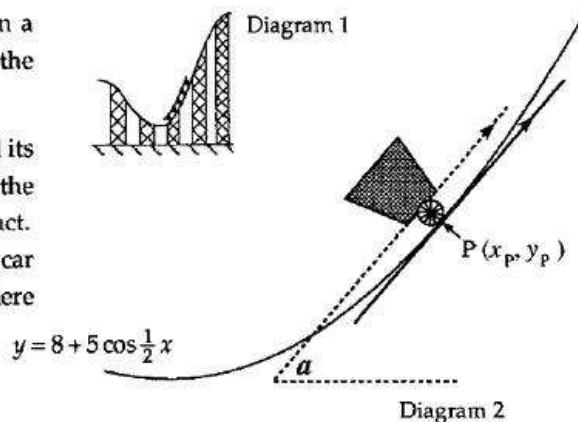


4

- [SQA] 17. Diagram 1 shows 5 cars travelling up an incline on a roller-coaster. Part of the roller-coaster rail follows the curve with equation  $y = 8 + 5 \cos \frac{1}{2}x$ .

Diagram 2 shows an enlargement of the last car and its position relative to a suitable set of axes. The floor of the car lies parallel to the tangent at P, the point of contact. Calculate the acute angle  $a$  between the floor of the car and the horizontal when the car is at the point where  $x_P = \frac{7\pi}{3}$ .

Express your answer in degrees.



4

- [SQA] 18. A curve has equation  $y = x - \frac{16}{\sqrt{x}}$ ,  $x > 0$ .

Find the equation of the tangent at the point where  $x = 4$ .

6

19. The derivative of a function  $f$  is given by  $f'(x) = x^2 - 9$ .

Here are two statements about  $f$ :

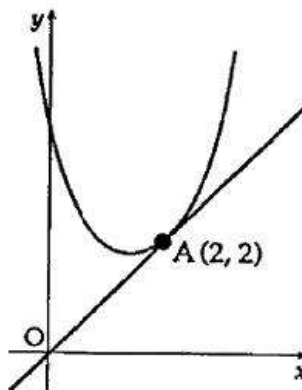
- (1)  $f$  is increasing at  $x = 1$ ;
- (2)  $f$  is stationary at  $x = -3$ .

Which of the following is true?

- A. Neither statement is correct.
- B. Only statement (1) is correct.
- C. Only statement (2) is correct.
- D. Both statements are correct.

2

- [SQA] 20. (a) The point  $A(2, 2)$  lies on the parabola  $y = x^2 + px + q$ .  
Find a relationship between  $p$  and  $q$ .



(1)

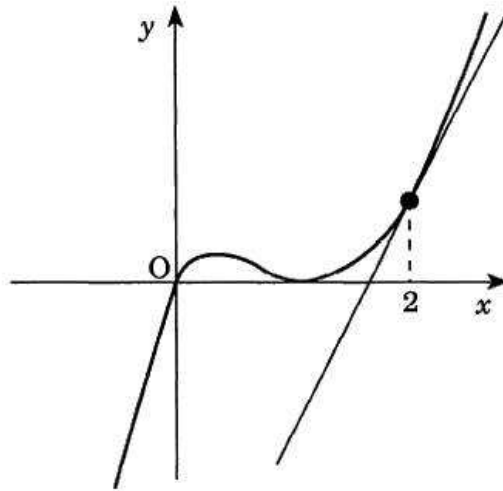
- (b) The tangent to the parabola at  $A$  is the line  $y = x$ . Find the value of  $p$ .  
Hence find the equation of the parabola.

(6)

- (c) Using your answers for  $p$  and  $q$ , find the value of the discriminant of  $x^2 + px + q = 0$ . What feature of the above sketch is confirmed by this value?

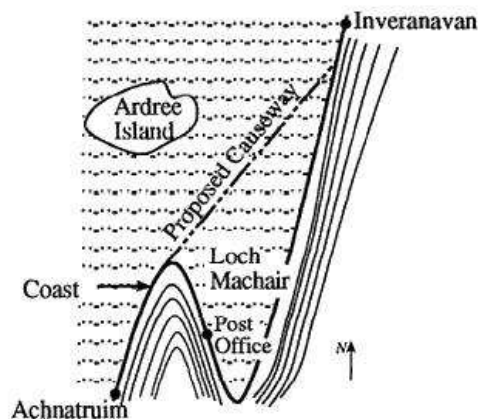
(2)

[SQA] 21. The diagram shows a sketch of part of the graph of  $y = x^3 - 2x^2 + x$ .



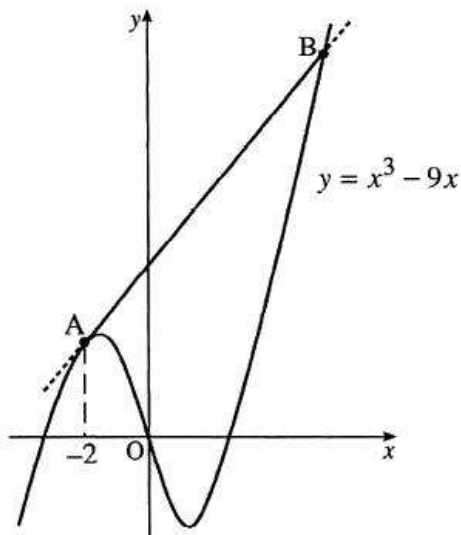
- (a) Show that the equation of the tangent to the curve at  $x = 2$  is  $y = 5x - 8$ . (4)
- (b) Find algebraically the coordinates of the point where this tangent meets the curve again. (5)

22. The map shows part of the coast road from Achnatruim to Inveranavan. In order to avoid the hairpin bends, it is proposed to build a straight causeway, as shown, with the southern end tangential to the existing road.



With the origin taken at the Post Office the part of the coast road shown lies along the curve with equation  $y = x^3 - 9x$ . The causeway is represented by the line AB.

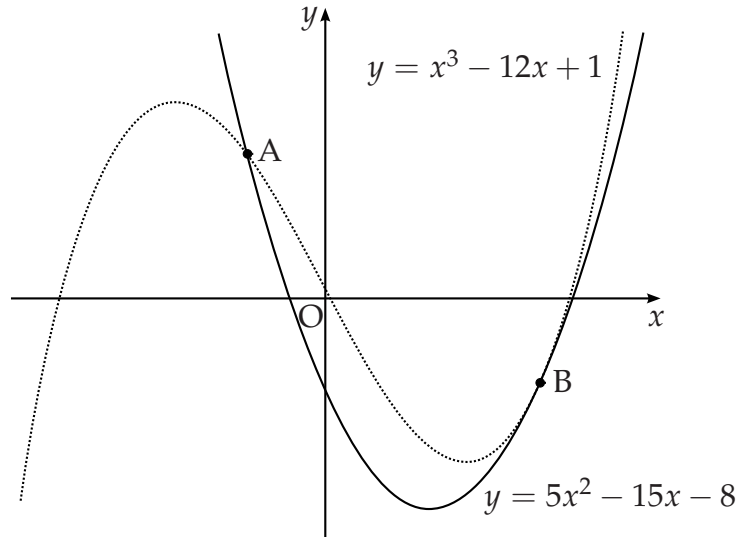
The southern end of the proposed causeway is at the point A where  $x = -2$ , and the line AB is a tangent to the curve at A.



- (a) (i) Write down the coordinates of A. (5)  
 (ii) Find the equation of the line AB. (7)
- (b) Determine the coordinates of the point B which represents the northern end of the causeway. (7)

- [SQA] 23. The diagram shows a sketch of the graphs of  $y = 5x^2 - 15x - 8$  and  $y = x^3 - 12x + 1$ .

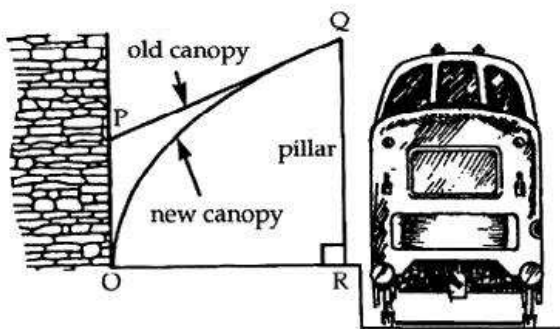
The two curves intersect at A and touch at B, i.e. at B the curves have a common tangent.



- (a) (i) Find the  $x$ -coordinates of the point of the curves where the gradients are equal. 4
- (ii) By considering the corresponding  $y$ -coordinates, or otherwise, distinguish geometrically between the two cases found in part (i). 1
- (b) The point A is  $(-1, 12)$  and B is  $(3, -8)$ .  
Find the area enclosed between the two curves. 5



- [SQA] 24. The diagram shows a proposed replacement of the old platform canopy at the local railway station by a new parabolic canopy, while keeping the original pillars. If  $OR$  and  $OP$  are taken as the  $x$ - and  $y$ - axes and  $Q$  has coordinates  $(1, 1)$ , then  $OQ$  has equation  $y = \sqrt{x}$  and  $PQ$  is the tangent at  $Q$  to the parabola.

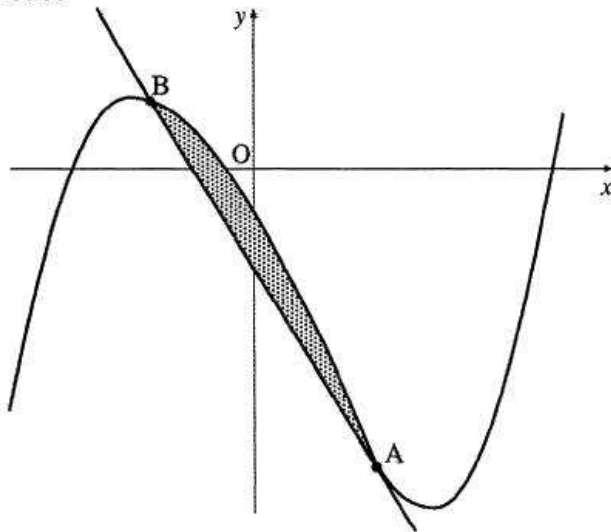


The planners have received an objection that there is a reduction of more than 10% in the space under the canopy and wish to compare the two canopies.


- Find the equation of the tangent  $PQ$  and the coordinates of  $P$ . (5)
- Find the area of the trapezium  $OPQR$ . (2)
- Find the area under the parabola  $OQ$ . (3)
- Comment on the objection received. (3)

- [SQA] 25. In the diagram below a winding river has been modelled by the curve  $y = x^3 - x^2 - 6x - 2$  and a road has been modelled by the straight line  $AB$ . The road is a tangent to the river at the point  $A(1, -8)$ .

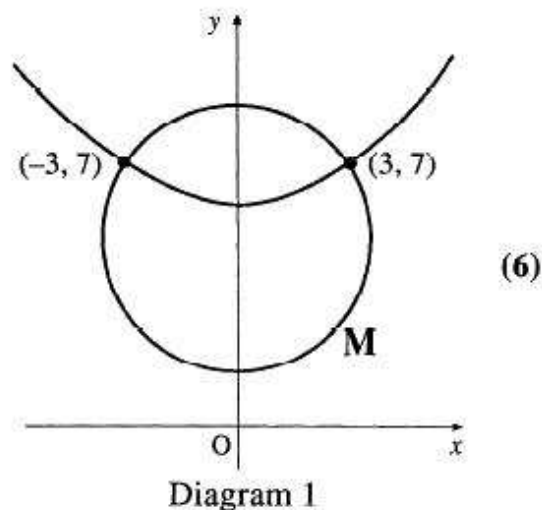
- Find the equation of the tangent at  $A$  and hence find the coordinates of  $B$ . (8)
- Find the area of the shaded part which represents the land bounded by the river and the road. (3)



Two curves,  $y = f(x)$  and  $y = g(x)$ , are called orthogonal if, at each point of intersection, their tangents are at right angles to each other.



- (a) Diagram 1 shows the parabola with equation  $y = 6 + \frac{1}{9}x^2$  and the circle M with equation  $x^2 + (y - 5)^2 = 13$ . These two curves intersect at  $(3, 7)$  and  $(-3, 7)$ . Prove that these curves are orthogonal.



- (b) Diagram 2 shows the circle M, from (a) above, which is orthogonal to the circle N. The circles intersect at  $(3, 7)$  and  $(-3, 7)$ .
- (i) Write down the equation of the tangent to circle M at the point  $(-3, 7)$ .
  - (ii) Hence find the equation of circle N.

