

2006 Paper 1

1a)  $M(3,5)$   $m_{BD} = \frac{5 - (-5)}{3 - (-2)} = 2$

$y - (-5) = 2(x + 2)$

$y + 5 = 2x + 4$

$y = 2x - 1$

b)  $m_{BC} = \frac{-2 + 5}{7 + 2} = \frac{3}{9} = \frac{1}{3}$

If  $b_1, m_1, m_2 = -1$

$\frac{1}{3} \times (-3) = -1$

at  $A(-1, 12)$

$y - 12 = -3(x + 1)$

$y - 12 = -3x - 3$

$y = -3x + 9$

c)  $2x - 1 = -3x + 9$   $y = 2(2) - 1 = 4 - 1$

$5x = 10$

$x = 2$

$y = 3$

pt of intersection (2, 3)

2a)  $d_{CP} = \sqrt{(3-6)^2 + (-2-1)^2}$

$= \sqrt{(-3)^2 + (-3)^2}$

$r = \sqrt{18}$

$C(-2, 3)$

$(x+2)^2 + (x-3)^2 = 18.$

b) on  $x$ -axis,  $y=0$

$(x+2)^2 + (0-3)^2 = 18$

$x^2 + 4x + 4 + 9 = 18$

$x^2 + 4x - 5 = 0$

$(x+5)(x-1) = 0$

$x = 1, x = -5$

Q(-5, 0) P(1, 6)

$m_{QP} = \frac{0-6}{-5-1} = \frac{-6}{-6} = 1$

If  $b_1, m_1, m_2 = -1$

$m_{tgt} = -1$

at Q:  $y - 0 = -1(x + 5)$

$y = -x - 5$

3a)  $f(x) = 2x + 3$   $g(x) = 2x - 3$

$f(g(x)) = f(2x - 3)$

$= 2(2x - 3) + 3$

$= 4x - 6 + 3$

$= 4x - 3$

$g(f(x)) = g(2x + 3)$

$= 2(2x + 3) - 3$

$= 4x + 6 - 3$

$= 4x + 3$

b)  $f(g(x)) \times g(f(x))$   
 $= (4x - 3)(4x + 3) \rightarrow 2 \text{ squares?}$   
 $= 16x^2 - 9$

minimum = -9.

4a) Since  $-1 < 0.8 < 1$ , limit exists.

b)  $L = 0.8L + 12$

$0.2L = 12$

$L = \frac{12}{0.2}$

$L = \frac{120}{2}$

$L = 60$

5.  $f(x) = (2x - 1)^5$

$f'(x) = 5(2x - 1)^4 \times 2$

$= 10(2x - 1)^4 = 0$  at SPS

$10(2x - 1)^4 = 0$

$f(1/2) = (2(1/2) - 1)^5$

$2x - 1 = 0$

$y = 0$

$x = 1/2$

$(1/2, 0)$

	-7 1/2	-7
$(2x-1)^4$	+ 0 +	
	/ - /	

raising pt of inflection at  $(1/2, 0)$

$$6a) \int_0^1 x^3 - 6x^2 + 4x + 1 \, dx$$

$$\left[ \frac{x^4}{4} - 2x^3 + 2x^2 + x \right]_0^1$$

$$= \left[ \frac{1}{4} - 2 + 2 + 1 \right] - [0]$$

$$= \frac{5}{4} \text{ units}^2$$

$$b) \int_1^2 x^3 - 6x^2 + 4x + 1$$

$$\left[ \frac{x^4}{4} - 2x^3 + 2x^2 + x \right]_1^2$$

$$\left[ \frac{16}{4} - 16 + 8 + 2 \right] - \frac{5}{4}$$

$$= -2 - \frac{5}{4}$$

$$= -\frac{13}{4} = \frac{13}{4} \text{ units}^2$$

$$\text{Total area} = \frac{5}{4} + \frac{13}{4}$$

$$= \frac{18}{4}$$

$$= \frac{9}{2} \text{ units}^2$$

$$7. \sin x - \sin 2x = 0$$

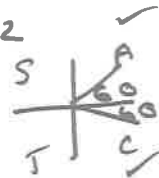
$$\sin x - 2\sin x \cos x = 0$$

$$\sin x (1 - 2\cos x) = 0$$

$$\sin x = 0$$

$$\cos x = \frac{1}{2}$$

$$x = 0, 180, 360$$



$$x = 60, 300^\circ$$

$$8a) 2x^2 + 4x - 3 = a(x+p)^2 + q$$

$$= ax^2 + 2apx + ap^2 + q$$

$$\underline{a=2} \quad 2ap=4 \quad ap^2+q=-3$$

$$2(2)p=4 \quad 2(1^2)+q=-3$$

$$\underline{p=1} \quad 2+q=-3$$

$$\underline{q=-5}$$

$$2(x+1)^2 - 5$$

$$\text{TP: } \underline{\underline{(-1, -5)}}$$

$$9a) y \cdot v = 1$$

$$k^3 + 3k^2 - (k+2) = 1$$

$$k^3 + 3k^2 - k - 2 = 1$$

$$k^3 + 3k^2 - k - 3 = 0$$

$$-3 \begin{vmatrix} 1 & 3 & -1 & -3 \\ 0 & -3 & 0 & 3 \\ 1 & 0 & -1 & 0 \end{vmatrix} \therefore \text{factor}$$

$$(k+3)(k^2-1) = 0$$

$$(k+3)(k-1)(k+1) = 0$$

$$k > 0 \therefore \underline{\underline{k=1}}$$

$$\underline{u} = \begin{pmatrix} 1 \\ 1 \\ 3 \end{pmatrix} \quad \underline{v} = \begin{pmatrix} 1 \\ 3 \\ -1 \end{pmatrix}$$

$$|u| = \sqrt{11}$$

$$|v| = \sqrt{11}$$

$$\cos \theta = \frac{1+3-3}{\sqrt{11}\sqrt{11}}$$

$$= \frac{1}{11}$$

$$10. y = a^x$$

$$\log_a y = \log_a a^x$$

$$\log_a y = x \log_a a$$

$$m = \frac{3-0}{6-0} = \frac{1}{2}$$

$$\log_a a = \frac{1}{2}$$

$$a = 4^{1/2}$$

$$\underline{\underline{a=2}}$$

$$\underline{\underline{y=2^x}}$$

# Higher 2006 Paper 2

(4,6)

$$m_{ps} = \frac{6-0}{4-2} = \frac{6}{2} = 3$$

if  $b, m_1, m_2 = -1$

$$3 \times \left(-\frac{1}{3}\right) = -1$$

$$y-6 = -\frac{1}{3}(x-4)$$

$$3y-18 = -x+4$$

$$3y = -x+22$$

$$y = \frac{-x}{3} + \frac{22}{3}$$

b) When  $y=0$ ,

$$0 = -x+22$$

$$\underline{x=22}$$

Q(22,0)

$$PQ = 22-2$$

$$= \underline{20}$$

R(24,6)

2.  $b^2 - 4ac = 0$  for equal roots

$$k^2 - 4(k)(6) = 0$$

$$k^2 - 24k = 0$$

$$k(k-24) = 0$$

$$\underline{k=0}, \underline{k=24}$$

Since  $k \neq 0$ ,  $\underline{k=24}$

$$3a) y = x^2 - 14x + 53$$

$$\frac{dy}{dx} = 2x - 14$$

at  $x=8$

$$\frac{dy}{dx} = 2(8) - 14$$

$$= \underline{2}$$

(8,5)

$m=2$

$$y-5 = 2(x-8)$$

$$y-5 = 2x-16$$

$$\underline{y = 2x + 11}$$

$$b) \text{ let } 2x-11 = -x^2 + 10x - 27$$

$$x^2 - 8x + 16 = 0$$

$$\text{if } \text{tgt}, b^2 - 4ac = 0$$

$$(-8)^2 - 4(1)(16)$$

$$= 64 - 64$$

$$= 0 \therefore \underline{\text{tangent}}$$

$$(x^2 - 8x + 16) = 0$$

$$(x-4)(x-4) = 0$$

$$\underline{x=4}$$

$$y = 2(4) - 11$$

$$= 8 - 11$$

$$= \underline{-3}$$

$$\underline{Q = (4, -3)}$$

$$4. C(3,4)$$

$$-k = -2f$$

$$-k = -2(2)$$

$$\underline{k=6}$$

$$x^2 + y^2 - 6x - 8y - 12 = 0$$

$$r = \sqrt{3^2 + 4^2 - (-12)}$$

$$= \sqrt{9+16+12}$$

$$= \underline{\sqrt{37}}$$

$$5) \frac{dy}{dx} = 4x - 6x^2 \quad \text{at } (-1, 9)$$

$$y = \int 4x - 6x^2 dx$$

$$y = [2x^2 - 2x^3 + c]$$

$$9 = 2(-1)^2 - 2(-1)^3 + c$$

$$9 = 2 + 2 + c$$

$$9 = 4 + c$$

$$\underline{c=5}$$

$$y = \underline{2x^2 - 2x^3 + 5}$$

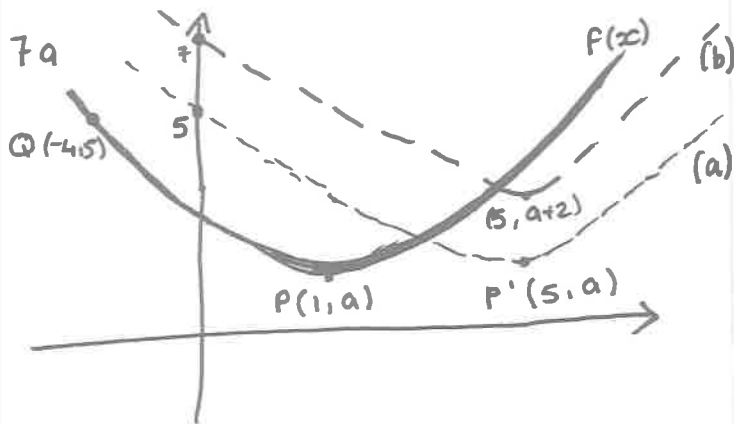
6a)

$$\vec{PQ} = \underline{q} - \underline{p} = \begin{pmatrix} 4 \\ 0 \\ -3 \end{pmatrix}$$

$$|\vec{PQ}| = \sqrt{4^2 + 0^2 + (-3)^2} = \underline{\underline{5}}$$

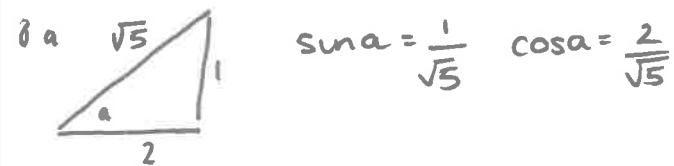
$$|\vec{PQ}| = 5$$

$$\frac{1}{5} \vec{PQ} = \begin{pmatrix} 4/5 \\ 0 \\ -3/5 \end{pmatrix}$$



a)  $f(x-4)$ :  $P(5, a)$  -----  
 $Q(0, 5)$

b)  $2+f(x-4)$ :  $P(5, a+2)$  -----  
 $Q(0, 7)$



$$\sin 2a = 2 \sin a \cos a = 2 \left( \frac{1}{\sqrt{5}} \right) \left( \frac{2}{\sqrt{5}} \right) = \underline{\underline{\frac{4}{5}}}$$

$$\sin 3a = \sin(2a+a) = \sin 2a \cos a + \cos 2a \sin a$$

$$\cos 2a = 1 - 2 \sin^2 a = 1 - 2 \left( \frac{1}{\sqrt{5}} \right)^2 = 1 - \frac{2}{5} = \frac{3}{5}$$

$$\frac{4}{5} \times \frac{2}{\sqrt{5}} + \frac{3}{5} \times \frac{1}{\sqrt{5}} = \frac{8}{5\sqrt{5}} + \frac{3}{5\sqrt{5}} = \underline{\underline{\frac{11}{5\sqrt{5}}}}$$

9.  $y = x^{-3} - \cos 2x$

$$\frac{dy}{dx} = -3x^{-4} - (-\sin 2x) \times 2 = -\frac{3}{x^4} + 2 \sin 2x = \underline{\underline{2 \sin 2x - \frac{3}{x^4}}}$$

10a)

$$7 \sin x - 24 \cos x = R \sin x \cos a - R \cos x \sin a$$

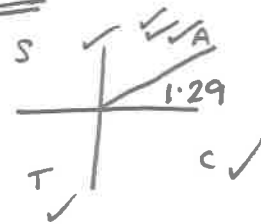
$$R \sin a = 24$$

$$R \cos a = 7$$

$$\tan a = \frac{24}{7}$$

$$a = 1.29 \text{ radians}$$

$$R = \sqrt{24^2 + 7^2} = \underline{\underline{25}}$$



$$y = 25 \sin(x - 1.29)$$

$$\frac{dy}{dx} = 25 \cos(x - 1.29) = 1$$

$$\cos a(x - 1.29) = \frac{1}{25}$$

$$x - 1.29 = 1.53$$

$$x = \underline{\underline{2.82 \text{ radians}}}$$

11.  $A(t) = A_0 e^{-0.000124t}$

$$0.88 = 1 e^{-0.000124t}$$

$$\ln 0.88 = -0.000124t$$

$$t = \frac{\ln 0.88}{-0.000124}$$

$$= 1031 \text{ years}$$

∴ claim is true.

$$12. PS = 6 - x$$

$$RS = 12 - \frac{8}{x}$$

$$A(x) = (6-x)\left(12 - \frac{8}{x}\right)$$

$$= 72 - \frac{48}{x} - 12x + 8$$

$$= 80 - 12x - \frac{48}{x}$$

$$= 80 - 12x - 48x^{-1}$$

$$A'(x) = -12 + 48x^{-2} = 0 \text{ at max/min}$$

$$\frac{48}{x^2} = 12$$

$$48 = 12x^2$$

$$48 - 12x^2 = 0$$

$$12(4 - x^2) = 0$$

$$12(2-x)(2+x) = 0$$

$$\text{Since } x > 0, \underline{x = 2}$$

$$A(2) = 80 - 12(2) - \frac{48}{2}$$

$$= 80 - 48$$

$$= \underline{\underline{32}}$$

TP (2, 32)

$A'(x)$	$\rightarrow$	2	$\rightarrow$	max at
12				
(2-x)	+	0	-	$x = 2.$
(2+x)	/	-	\	

Check boundaries  $1 < x < 4$

$$A(1) = 80 - 12 - 48$$
$$= \underline{20}$$

$$A(4) = 80 - 48 - \frac{48}{4}$$
$$= 80 - 60$$
$$= 20$$

Max at (2, 32)  $\rightarrow$  32 units<sup>2</sup>

min at (1, 20) and (4, 20)  
 $\Rightarrow$  20 units<sup>2</sup>